

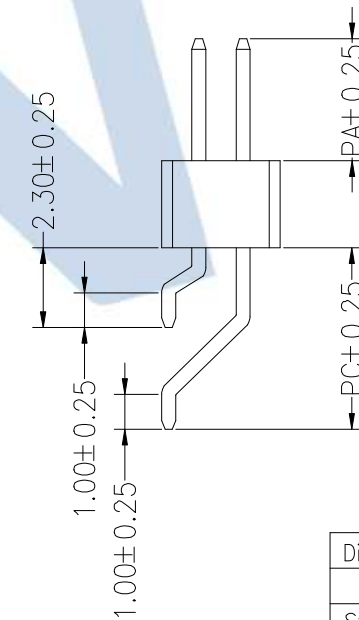
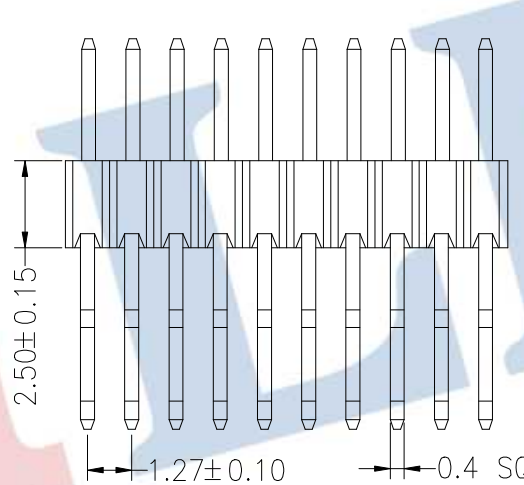
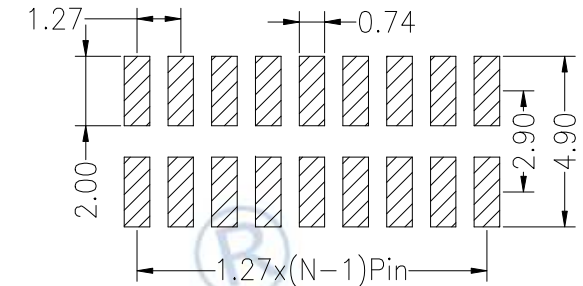
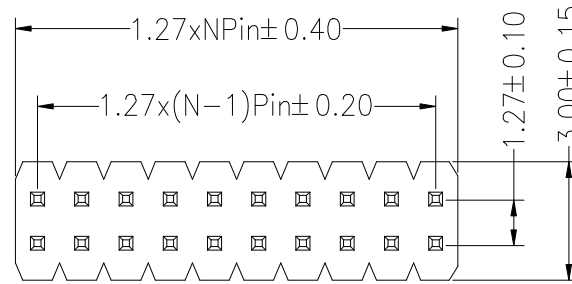


**SPECIFICATIONS**

Rated Current:1.0AMP  
 Contact Resistance:20mΩ Max  
 Withstand Voltage:500V AC/DC  
 Insulation Resistance:1000MΩ Min  
 Operation Temperature:-40°c to +105°c

Contact Material:Brass  
 Contact Plating:Au Over Ni  
 Insulator Material:Polyester(UL94V-0)  
 Resistance To Soldering Heat:  
 260° C±5° C, 10s(PA6T&PA9T&LCP insulator)

Recommended P.C.B Layout(Top Side)  
 (PCB BOARD TOLERANCE±0.05)



**Ordering Information**

1425 12 XX X N XX Z XXX X 0X

High.of Plastic 25=H2.5mm  
 No.of Pins Per Row 02~50P  
 Insulator Material Option  
 C=BK-PA6T  
 E=BK-PA9T  
 F=BK-LCP  
 Contact Plating  
 G0:Gold Flash  
 G1:1u" Gold  
 G2:1.5u" Gold  
 G3:2u" Gold  
 G4:3u" Gold  
 G5:5u" Gold  
 G6:10u" Gold  
 G7:15u" Gold  
 G8:30u" Gold  
 S0:Gold Flash/Tin  
 SN:Tin  
 Pin Length  
 Packing  
 O=PE Bag  
 A=Tray  
 T=Tube  
 P=Tube+Cap  
 R=Reel+Cap  
 M=Reel+Mylar

Dimension antitheses list		
ITEM	PA	PC
Standard	XXX	5.50

				OPERATION		DRAW	RICH LIN	23.06.10	SCALE	FIT	<b>JILN</b> ® 深圳市锦凌电子有限公司 SHENZHEN JINLING ELECTRONICS CO.,LTD Tel: 86-755-27483253 Fax: 86-755-2997-5992	
				X.X	±0.30				UNIT	mm		
				X.XX	±0.20	CHECK	SIZE	A4				
A0	2023.06.10	NEW DRAWING		X.XXX	±0.10	APPROVE	SHEET	1/1				
REV	DATE	MODIFICATION DESCRIPTION		CHANGE	DIM	TOL	PROJ.	◆ □	TITLE:	1.27mm Pin Header 90° SMT		