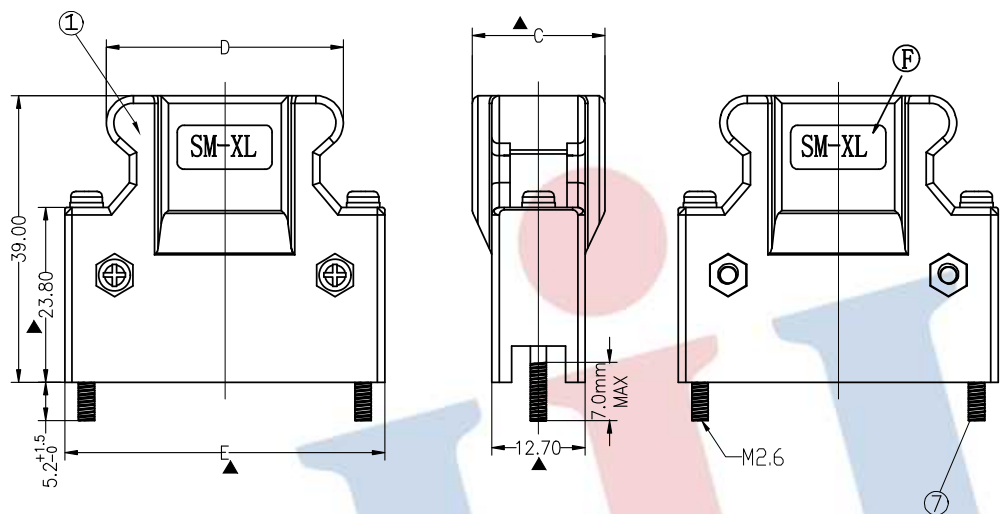
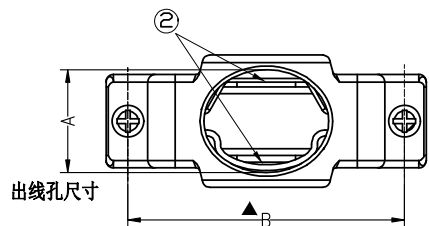
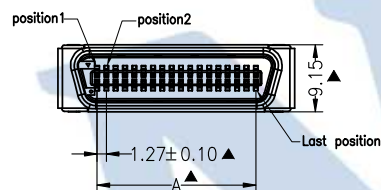
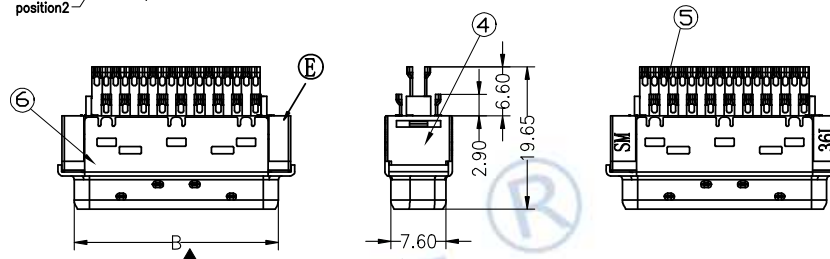
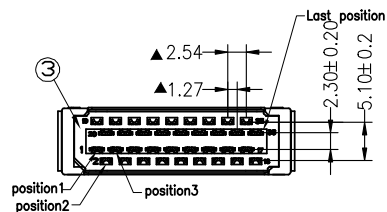


外壳PIN数	DIM A	DIM B	DIM C	DIM D	DIM E	F处字体
14P	7.00	23.60	12.70	18.20	29.50	SM-14L
20P	10.00	27.40	14.00	22.05	33.35	SM-20L
26P	10.00	31.30	14.00	25.86	37.16	SM-26L
36P	10.00	37.61	18.00	32.21	43.51	SM-36L
	14.00					
50P	14.00	46.50	18.00	41.10	52.40	SM-50L



⑦	Screw	2	Iron	
⑥	SHELL	1	SPCC	Gold PLATING Or Nickel
⑤	COVER	PINS	Copper Alloy	Gold PLATING Or Nickel
④	HOUSING	1	PBT	UL 94V-0
③	Cover	1	PBT	UL 94V-0
②	Clamp	2	Spcc	
①	Plastic shell	2	PBT	
ITEM	PART NAME	Q'TY/EA	MATETIALS	NOTE

产品PIN数	DIM A	DIM B	E处字体
14P	7.62	13.80	14L
20P	11.43	17.61	20L
26P	15.24	21.42	26L
36P	21.59	27.77	36L
50P	30.48	36.66	50L



Specification:

- Contact Resistance: 35 m Ohm Max.
- Insulation Resistance: 200 M Ohm Min. At 500V DC.
- Contact Current Rating: 1 Amp AC/DC
- Voltage Rating: 40V AC.
- Withstanding Voltage: 500V AC For 1 Minute.
- Operating Temperature: -40°C to +105°C
- Wire Accomodation: 24,26,28 & 30 AWG
- Packing: Tray
- Control Dimensions Indicated From "▲".

Material and Finish:

- Insulator Material: Glass Reinforced Polyester(PCT) UL94-V0,Black
- Contact Material: Phosphor Bronze(C5191-EH)T=0.30
- Shroud Material: Spcc
- Contact Area Plated: Sn Over Nickel 50u".
- Solder Area Plated: Tin Plated(80u" min Lead Free)

				OPERATION		DRAW	YiYuSheng	14.02.21	SCALE	FIT	<b>JILN</b> ® 深圳市锦凌电子有限公司 SHENZHEN JINLING ELECTRONICS CO.,LTD Tel: 86-755-27483253 Fax: 86-755-2997-5992	
				X.X	±0.30				UNIT	mm		
B0	2014.02.21	更改出线孔尺寸		X.XX	±0.20	CHECK			SIZE	A4	PART NO.	6331MXXXSDXXPNAOX
A0	2012.04.18	NEW DRAWING		X.XXX	±0.10	APPROVE			SHEET	1/1	TITLE:	SCSI SM Solder type Male
REV	DATE	MODIFICATION DESCRIPTION		ANGLE	±3°		DIM	TOL	PROJ.			