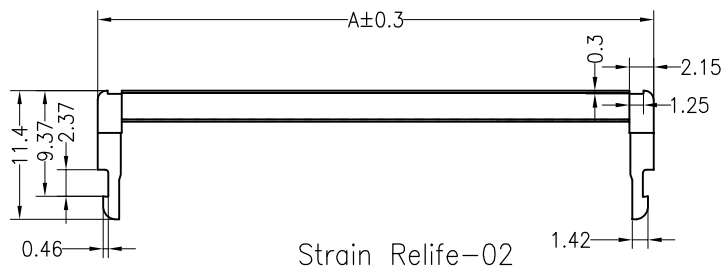




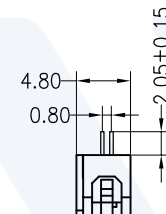
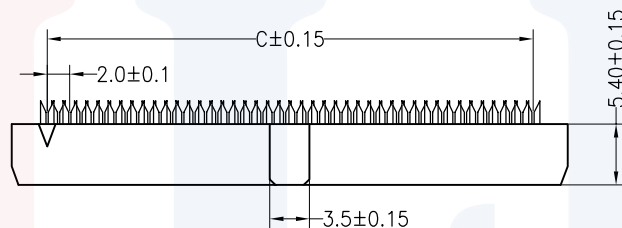
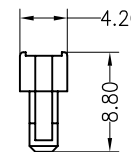
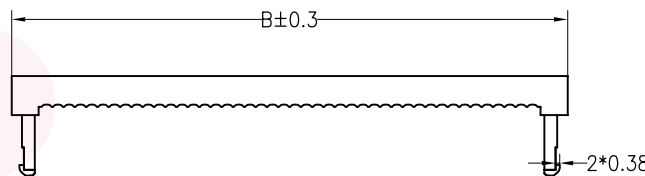
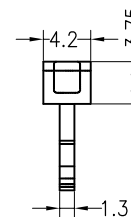
**SPECIFICATIONS**

Rated Current:1.0AMP  
 Contact Resistance:20mΩ Max  
 Withstand Voltage:500V AC/DC  
 Insulation Resistance:1000MΩ Min  
 Operation Temperature:-40°c to +105°c

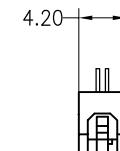
Contact Material:Brass  
 Contact Plating:Au or Sn Over Ni  
 Insulator Material:Polyester(UL94V-0)  
 Standard: PBT  
 Max.Processing Temp: 180°C for 30-60 seconds  
 (200°C for 10 seconds)



Strain Relieve-02



W=With Bump



N=Without Bump

Pin	Dimension mm			
	A	B	C	D
06	11.00	11.20	5.00	4.00
08	13.00	13.20	7.00	6.00
10	15.00	15.20	9.00	8.00
12	17.00	17.20	11.00	10.00
14	19.00	19.20	13.00	12.00
16	21.00	21.20	15.00	14.00
18	23.00	23.20	17.00	16.00
20	25.00	25.20	19.00	18.00
24	29.00	29.20	23.00	22.00
26	31.00	31.20	25.00	24.00
30	35.00	35.20	29.00	28.00
32	37.00	37.20	31.00	30.00
34	39.00	39.20	33.00	32.00
40	45.00	45.20	39.00	38.00
44	49.00	49.20	43.00	42.00
50	55.00	55.20	49.00	48.00
60	65.00	65.20	59.00	58.00
64	69.00	69.20	63.00	62.00
68	73.00	73.20	67.00	66.00
80	85.00	85.20	79.00	78.00

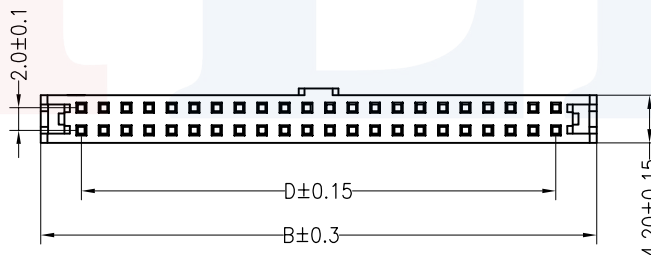
**Ordering Information**

5323 XX S B XX B X 01

No. of Pins  
06~80P

Contact Plating  
 N0:Gold Flash/Ni  
 N1:3U" Gold/Ni  
 N2:5U" Gold/Ni  
 N3:10U" Gold/Ni  
 N4:20U" Gold/Ni  
 N5:30U" Gold/Ni  
 Ni:Ni

Option Type  
 W=With Bump  
 N=Without Bump



REV	DATE	MODIFICATION DESCRIPTION	CHANGE	OPERATION		DRAW	YiYuSheng	16.12.27	SCALE	FIT	<b>JILN</b> ® 深圳市锦凌电子有限公司 SHENZHEN JINLING ELECTRONIC CO.,LTD Tel: 86-755-2997-5806/5802 Fax: 86-755-2997-5992	
				X.X	±0.30				UNIT	mm		
B	2016.12.27	中盖倒扣厚度由0.34改为0.38	16.12.27	X.XX	±0.20	CHECK			SIZE	A4	PART NO.	5323XXSBXXBX01
A	2016.01.16	NEW DRAWING		X.XXX	±0.10	APPROVE			SHEET	1/1	TITLE:	2.00 FC(IDC) Socket NPin
				Angle	±3°				PROJ.			